

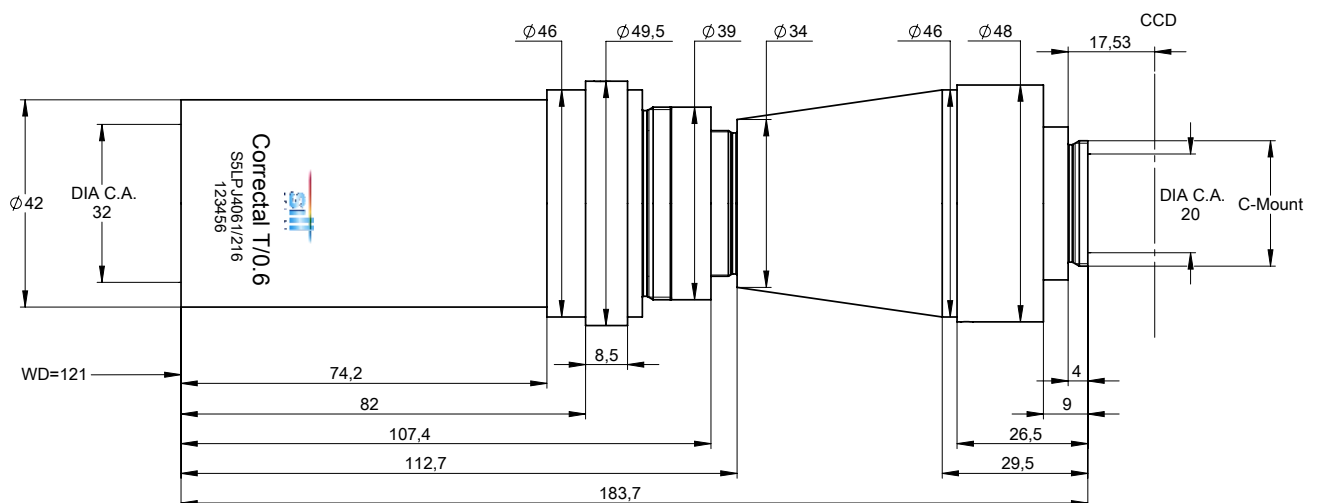
S5LPJ4061/216 Correctal T/0.6 C-Mount

- standard telecentric lenses
- bi-telecentric lens
- with C-mount
- variable iris (manual)



illustration only

outline drawing

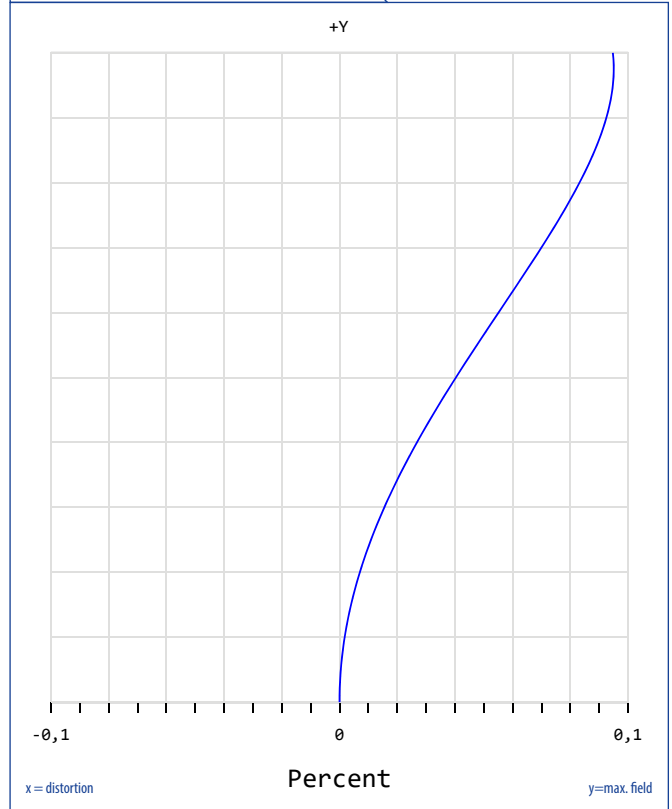


DATA SHEET

specifications

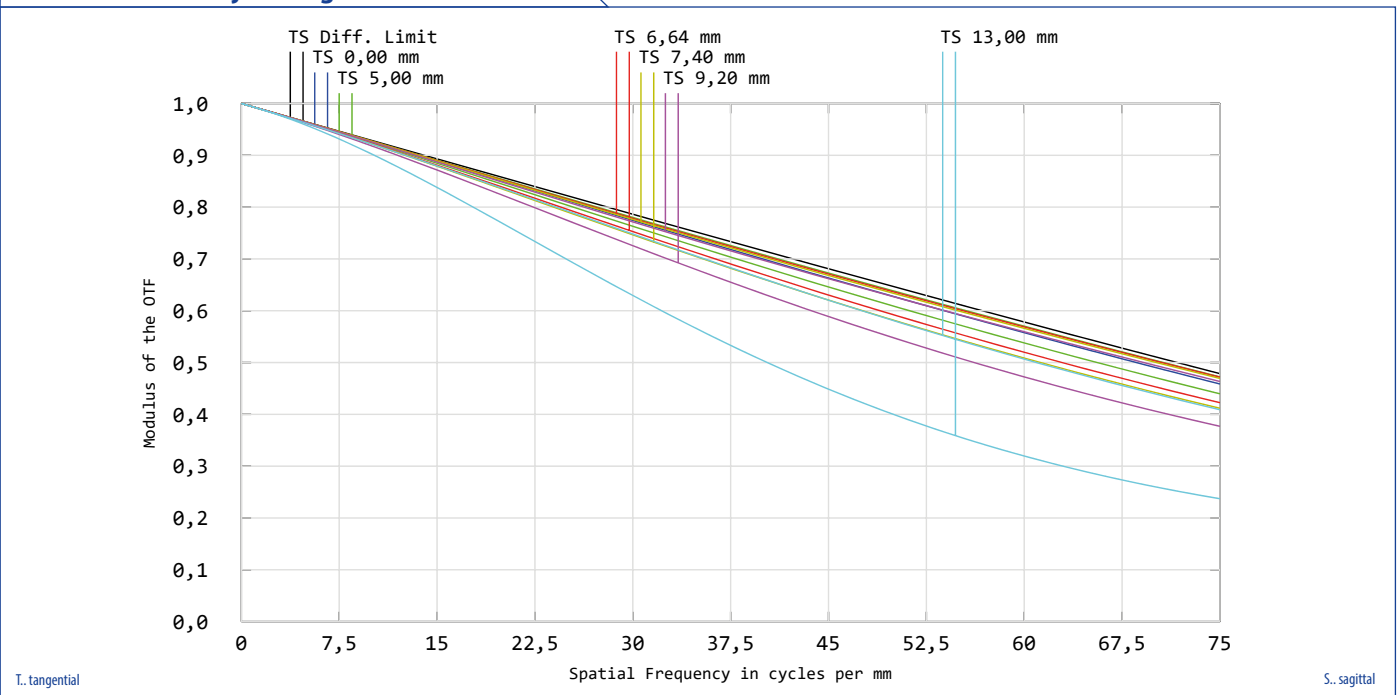
article number	S5LPJ4061/216
wavelength range [nm]	450 - 700
design wavelength [nm]	586
magnification (+/-5%)	0.600
working distance [mm] (+/-2%)	121.0
object size [mm] at a chip size of [mm]	8.8 x 12.0 5.3 x 7.2 (1/1.8")
object size [mm] at a chip size of [mm]	11.0 x 14.7 6.6 x 8.8 (2/3")
object size [mm] at a chip size of [mm]	16.0 x 21.3 9.6 x 12.8 (1")
max. telecentricity error [°]	0.12
recommended numerical aperture	0.030
max. distortion [%]	0.1
weight [kg]	0.4
flange back distance [mm]	17.53
accessory	---

Distortion for 586 nm



notes

MTF for various object heights at 586 nm



graphs and data given by design.